



Vyntus™ SPIRO


PC-based spirometer powered by SentrySuite™ software

VYNTUS™ SPIRO

 **vyairé**™
MEDICAL

Vyntus™ SPIRO turns any PC into a precision spirometer

The Vyntus™ SPIRO was born out of our obsession to perfect a spirometer that is easy-to-use and has the flexibility to provide accurate results for the general user and the sophisticated labs. Stationary or portable PC spirometer as a stand-alone device or as part of the SentrySuite™ network.

Performs all of the essential spirometry tests:	
Enhanced Spirometry:	Slow Spirometry, Forced Spirometry and Maximum Voluntary Ventilation
Pre and post:	Medication testing or therapy control 
Bronchial Challenge Testing:	Software for safe and accurate bronchial provocation testing
Including flexible configuration tools:	
Report Designer:	Software for customizing reports and multi-format report output: PDF, TIF, JPG or RTF
Reference Set Designer	Software for customizing set of reference values like GLI, ECCS and NHANES

Bronchial Challenge Testing

The integrated software-controlled bronchial challenge testing program assists accurate and safe provocation testing with user guidance throughout the entire protocol. The subject's response is monitored, and the software triggers to "proceed with next step" or "preset provocation level has been achieved".



The heart of the system, the JAEGER™ flow and volume transducer

Thousands of PFT labs depend every day on our proven, accurate and reliable JAEGER pneumotach. For hundreds of publications the JAEGER pneumotach was the device of choice. Its excellent dynamic range effectively tests a broad population from small children to athletes.

Complete your Vyntus™ SPIRO

Vyntus Ambient Module for automatic reading of temperature, air pressure and humidity.

Vyntus ECG – the Bluetooth® 12-Lead- PC-ECG for rest and stress.

Enable your Vyntus SPIRO for networking with report stations and a **HIS data integration** through SentryConnect.

The MicroGard™ II filter:



- **Reprocessing cycle** for downstreamed parts can be **reduced to twice a year** using the MicroGard filter.
- **Protects** your patients, staff, environment and instruments **from viral and bacterial contamination**.
- Follows the highest safety standards.
- Has an **exceptionally low resistance** to air flow.
- The impact on measurement results is completely removed.
- Is the only **validated filter** for the Vyntus SPIRO.

Easy to disassemble flow-volume transducer.



Vyntus™ SPIRO guidance & quality

Coaching for operator and patient for best results



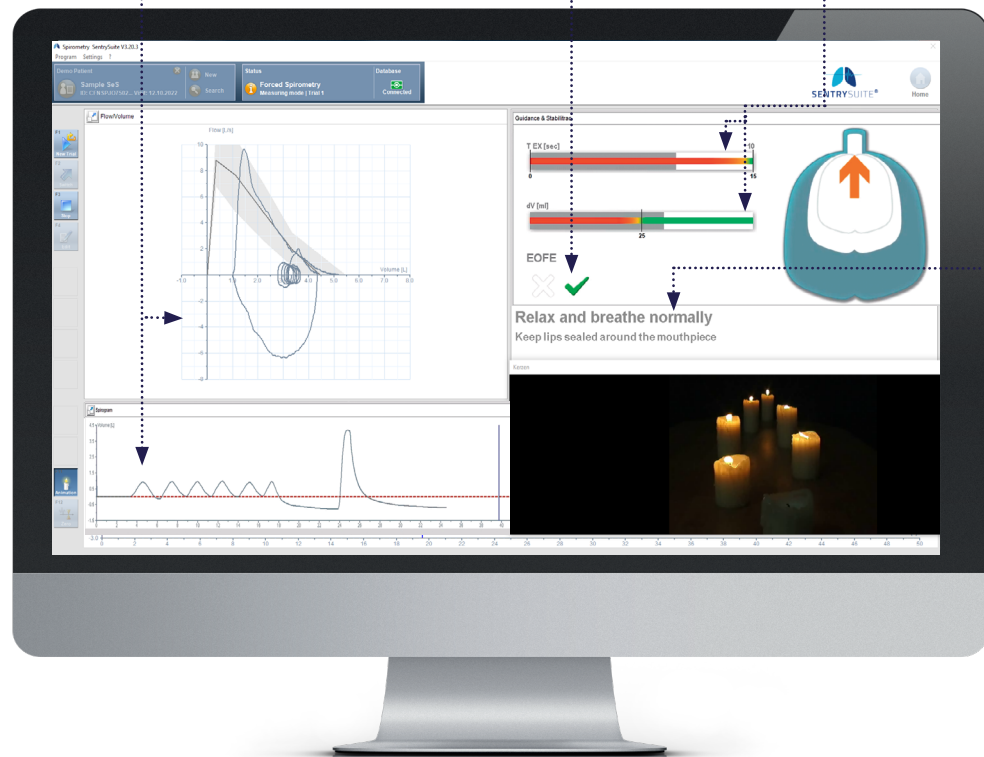
SentrySuite™ records all breathing maneuvers irrespective of the patient's cooperation and shows you the best curve

Colored guidance bar for in test exhalation time and plateau recognition

Check marks indicate successful end of test

Online textual guidance helps coach clinician through each maneuver

Online breathing curves for controlled real-time patient guidance



All test results in one adjustable table for in test exhalation time and plateau recognition

Clear graphs scalable to full screen view with just one click

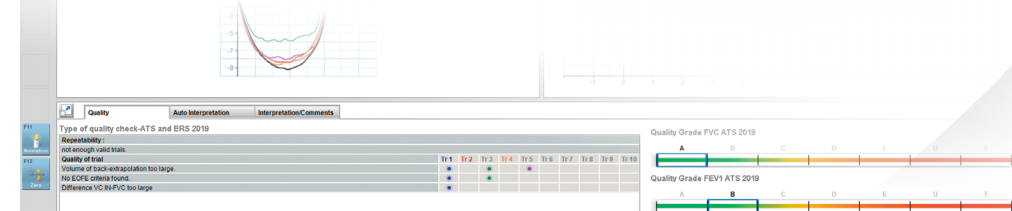
Interpretation templates Create your own templates with macros or select from a choice of several automatic interpretation algorithm

Color-coded classification bar or grading




Color-coded repeatability graph

enables direct visual feedback on test quality



Animation incentives

Choose from 10 user-definable animated options to assist the operator and coach patients of all ages.



Additional product benefits



ERS/ATS 2019 Spirometry Guideline conform



No warm-up time requirements



Interactive animated calibration program



Review program helps efficiently complete test procedures



Multilingual software and manuals



Windows® 10 compatibility



SQL export and parameter trending are ideal for clinical trials use



Manual data entry from other devices e.g. FeNo



GDT interface for smart integration comes standard



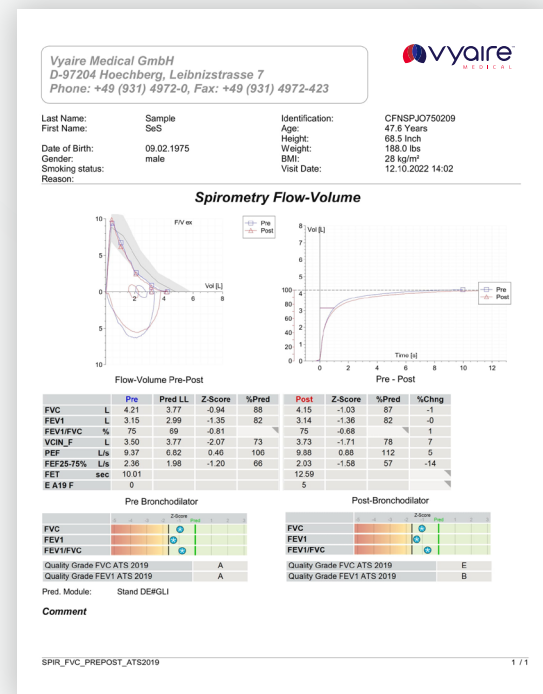
Direct PC connection through USB interface



Flexible reporting

Auto Report selects automatically the relevant report to test procedure according to the ERS/ATS Reporting Guideline.

Stay flexible with our web-based access and **review** of patient data through our optional SentrySuite™ Mobile Review.



Vyntus™ SPIRO technical specifications

Measurement

Flow/Volume-loop (FVC)	FVC, FEV1, FEV1/FVC, MFEF 25-75, FEF 75, PEF, PIF and others
Slow vital capacity (SVC)	VC IN, VC EX, IC, ERV, IRV, VT, BF and others
Maximum voluntary ventilation (MVV)	MVV, BF MVV, VT MVV and others

Flow measurement

Type	High-quality pneumotach
Range	0.1 to ± 16 L/s
Resolution	1 mL/s
Accuracy	0.1 to 14 L/s: ± 5% of reading or 0.2 L/s, whichever is greater
Resistance	< 0.05 kPa/L/s (0.51 cmH2O/L/s) at 10 L/s

Volume integration

Type	Software volume integration of flow signal
Range	30 L (software limited)
Resolution	1 mL
Accuracy	0.5 to 8 L: ± 3% of reading or 0.05 L, whichever is greater

Ambient conditions

Temperature	+10 °C to +34 °C (+50 °F to 93.2 °F)
Relative humidity	20 to 80 % RH, non-condensing
Ambient pressure	700 to 1060 hPa (525 to 795 mmHg)
Altitude	≤ 3000 m

Power supply

Mains voltage 5 V DC via USB

Classification of applied parts

Type applied part B

Operating Mode

Complete system Continuous operation

Category according to MDD 93/42/EEC (2007)

Complete system Active class IIa medical product

Standards, directives and market clearances

Standards	EN 60601-1, EN 60601-1-2, EN 62304, EN 62366, EN ISO 14971, EN ISO 10993-1
Directives	93/42/EEC amended by 2007/47/EC, RoHS 2011/65/EU compliant
Market clearances	CE, FDA 510(k) clearance

Components

JAEGER™ pneumotach consists of handle and 2 pneumotachs

Set of accessories mouthpieces, nose clips, elbows, calibration adapter

Complete SentrySuite software package inclusive detailed Instructions for Use




Reference

*based on the Bio Burden DIN EN ISO 11737-1: Report 18AA0193

GLOBAL HEADQUARTERS

Vyaire Medical, Inc.
26125 N. Riverwoods Blvd.
Mettawa, IL 60045
USA

 Vyaire Medical GmbH
Leibnizstraße 7
97204 Hoechberg
Germany



AUSTRALIAN SPONSOR

Vyaire Medical Pty Ltd
Suite 5.03, Building C
11 Talavera Road
Macquarie Park, NSW 2113
Australia

For international use.

© 2022 Vyaire Medical, Inc. oder eine ihrer Tochtergesellschaften. Alle Rechte vorbehalten. Vyaire, das Vyaire Logo und alle anderen Marken sind Marken oder eingetragene Marken von Vyaire Medical, Inc. oder einer ihrer Tochtergesellschaften. Die Produkte der Vyaire Medical sind Medizinprodukte der Klassen I & IIa gemäß der Richtlinie 93/42/EWG über Medizinprodukte oder der Verordnung (EU) 2017/745, angegeben in den jeweiligen Konformitätserklärungen. Bitte lesen Sie die gesamte, den Produkten beiliegende Gebrauchsanweisung oder befolgen Sie die Anweisungen in der Produktkennzeichnung. VYR-INTL-1900027 | 3.1

